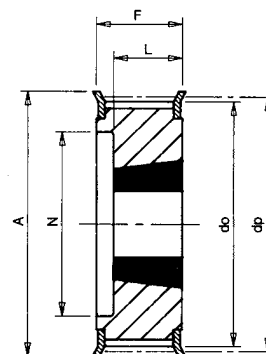


# Taper Bore Pulleys for HTD Size 5M Belts

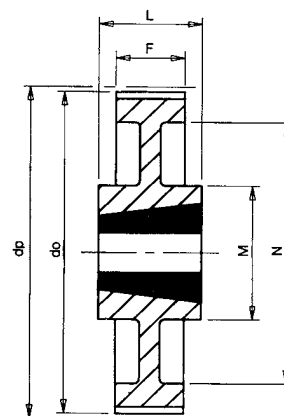
Catalogue No.	No. Teeth Z	Pulley Type	Pitch Circle Dia. dp	Taper Bush Ref.	Max. Bore d	Outside Diameter do	Flange Diameter A	Pulley Width F	Bore Length L	Hub Diameter M	Rim Diameter N	Approx Weight kg
<b>5mm Pitch Pulleys for 15mm Wide Belt Ref. 5M15</b>												
34-5M-15	34	9F	54.11	1008	25	53.0	57	22	22	-	-	0.23
36-5M-15	36	9F	57.30	1108	28	56.2	60	22	22	-	-	0.23
38-5M-15	38	9F	60.48	1108	28	59.4	66	22	22	-	-	0.29
40-5M-15	40	9F	63.66	1108	28	62.5	70	22	22	-	-	0.38
44-5M-15	44	9F	70.03	1108	28	68.9	75	22	22	-	-	0.48
48-5M-15	48	8F	76.39	1210	32	75.3	83	22	25	59	-	0.50
56-5M-15	56	8F	89.13	1210	32	87.9	93	22	25	70	-	0.66
64-5M-15	64	8F	101.86	1210	32	100.7	106	22	25	80	-	0.85
72-5M-15	72	8	114.59	1610	42	113.5	-	22	25	92	-	1.25
80-5M-15	80	8	127.32	1610	42	126.2	-	22	25	92	-	1.70
90-5M-15	90	8	143.24	1610	42	142.1	-	22	25	92	-	2.25
112-5M-15	112	8	178.25	2012	50	177.1	-	20	32	110	-	3.20
136-5M-15	136	7	216.45	2012	50	215.3	-	20	32	110	199	3.60

## Pulley Types

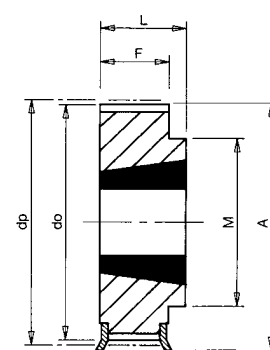
The pulley types referred to in tables are as drawings following. Suffix 'F' indicates pulley has flanges. Pulleys below dividing lines in tables are manufactured in Cast Iron, and pulleys over 300mm diameter generally have lightening holes in web.



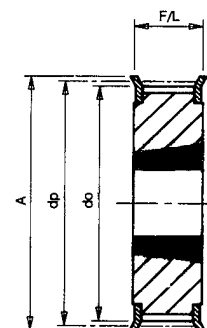
**Type 5F**



**Type 7**



**Type 8/8F**



**Type 9F**

For bore sizes of Taper Bushes for above pulleys refer to page 25. Pulleys are also available with pilot bore ref. pages 17-20. All dimensions in mm.