



MOTOR DATA SHEET

MOTOR PART CODE:

1.161TPCB35

FRAME SIZE:

90L6

50Hz

Output (kW)	1.1
Rotation Speed (rpm)	905
Voltage	230
Full Load Current (A)	7.15
Full Load Torque (Nm)	11.61

Factory Reference	MYT90L6
Tst/Tn (times)	0.55
Tmax/Tn	1.7
Noise (dB)	70
Moment of inertia	0.004957281
Type of feet	Removable feet
Rotation Direction	F / R
Cooling	IC411
Standard	IEC60034
IP Rating	IP55
Allowed Radial Load (N)	947
Bearing (DE)	6205 2RZ C3

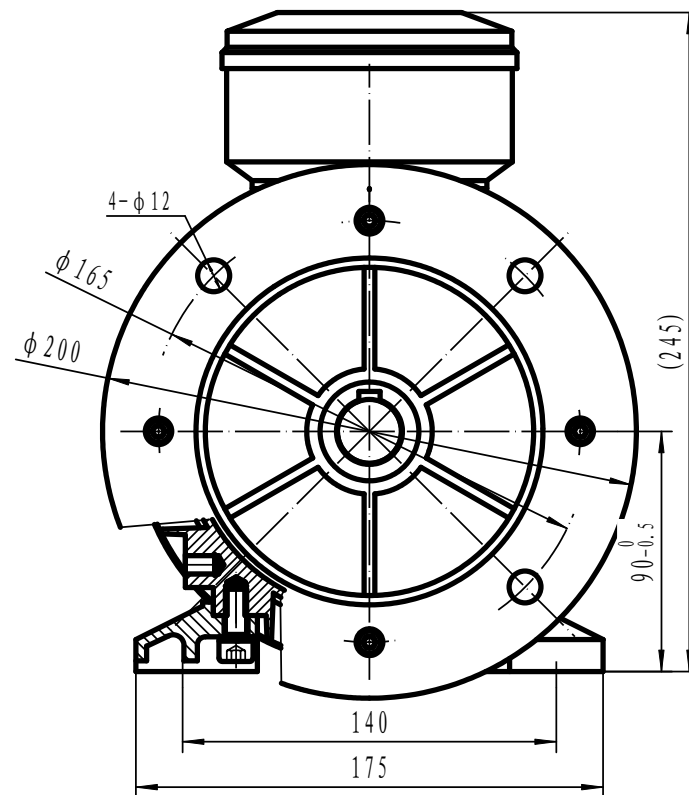
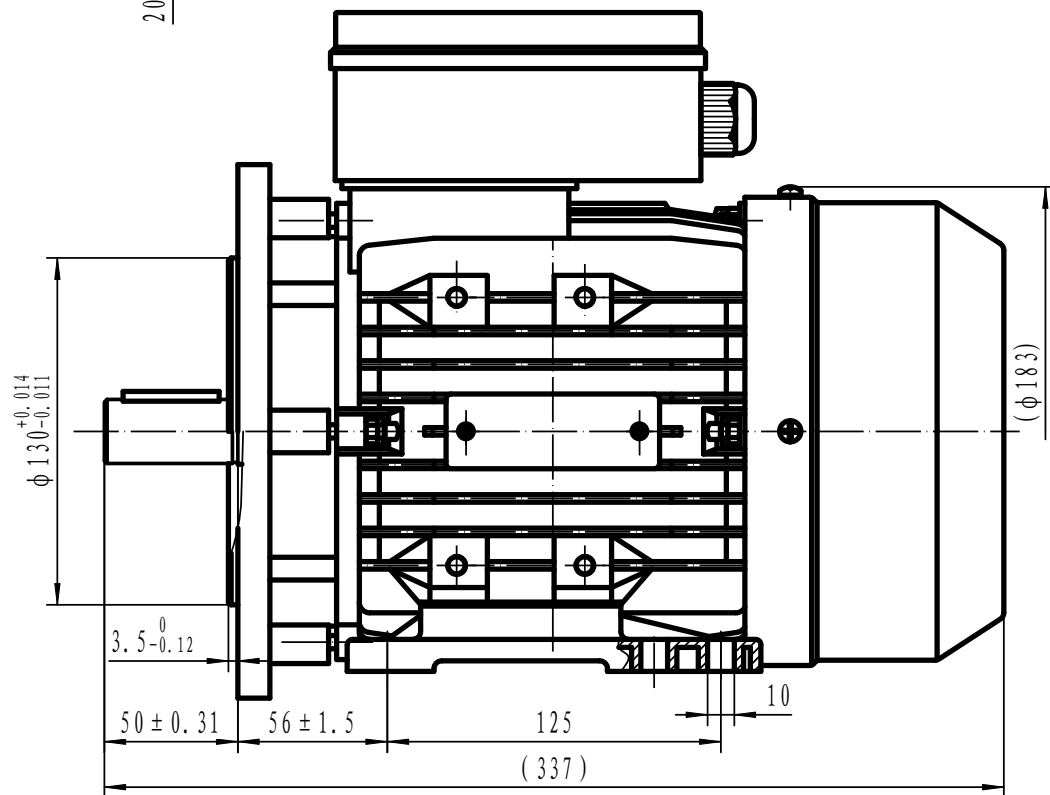
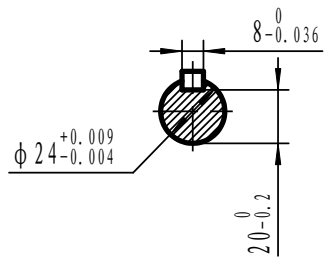
Power Factor (cos)	0.97
Tmin/Tn	0.59
Ist/In (Times)	3
Net Weight (Kg)	16.2
Housing material	Aluminum
Insulation Class	F
Duty Cycle	S1
Paint	RAL 7024
Ambient Temperature	-20°C to +40°
Starting Method	DOL
Allowed Axial Load (N)	798
Bearing (NDE)	6205 2RZ C3

Motors designed and manufactured in accordance with:

IEC 60034
IEC 60038
IEC 60072
2014/30/EU (EMC)
2014/35/EU (LVD)
2011/65/EU (RoHS 2)

www.tecmotors.co.uk

TEC Electric Motors Ltd. reserves the right to amend or change motor designs or data sheet information



Drawn By	Date
A442313	27/11/2017
Approved by	Date
L. Overton	27/11/2017
Issue No =	Date
TPC01/A001	27/11/2017

TPC 90L B35

