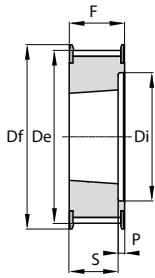


MARTIN SYNCHROCHAIN® CTD & POLY CHAIN® CTD/POLY CHAIN® Series Timing Pulleys

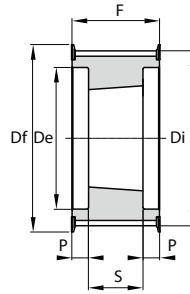
C14M Pulleys - to Suit 37mm Wide Belt (SYNCHROCHAIN® or POLY CHAIN®)



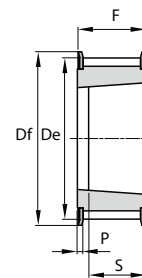
Taper Bore



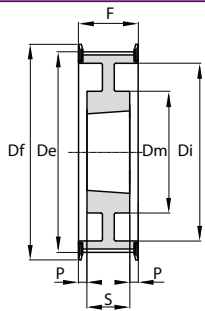
TYPE 5F



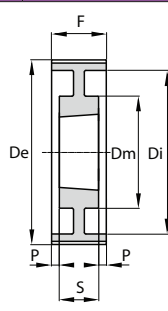
TYPE 6F



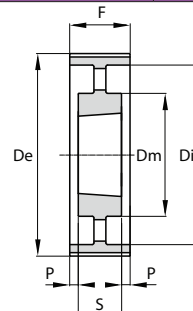
TYPE 3F



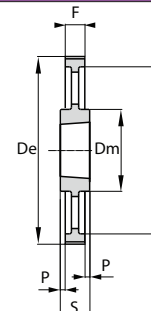
TYPE 7F



TYPE 7



TYPE 8



TYPE 10

- Material – Steel or Cast Iron
- Flanges – Steel
- Pitch – 14mm

SYNCHROCHAIN® Code	POLYCHAIN® Code	Material	No. teeth	Type	Bush no.	Max. bore (metric)	Diameters (mm)			DI	DM	F		
							DP	DE	DF					
28-C14M-37	14M-28S-37	Steel	28	5F	2012	50	124.78	121.98	128	88	-	51		
30-C14M-37	14M-30S-37	Steel	30	6F	2517	60	133.69	130.89	138	98	-	51	3	45
32-C14M-37	14M-32S-37	Steel	32	6F	2517	60	142.60	139.80	154	100	-	51		
34-C14M-37	14M-34S-37	Steel	34	6F	2517	60	151.52	148.72	160	109	-	51		
36-C14M-37	14M-36S-37	Steel	36	5F	2517	60	160.43	157.63	168	117	-	51		
38-C14M-37	14M-38S-37	Steel	38	5F	2517	60	169.34	166.54	183	126	-	51		
40-C14M-37	14M-40S-37	Steel	40	5F	2517	60	178.25	175.45	188	135	-	51		
44-C14M-37	14M-44S-37	Steel	44	3F	3020	75	196.08	193.28	211	-	-	51		
48-C14M-37	14M-48S-37	Steel	48	3F	3020	75	312.90	211.11	226	-	-	51		
50-C14M-37	14M-50S-37	Steel	50	3F	3020	75	222.82	220.02	240	-	-	51		
56-C14M-37	14M-56S-37	Steel	56	7F	3020	75	249.55	246.76	256	207	144	51		
60-C14M-37	14M-60S-37	Steel	60	7	3020	75	267.38	264.58	-	224	159	51		
64-C14M-37	14M-64S-37	Steel	64	7	3020	75	285.21	282.41	-	242	159	51		
72-C14M-37	14M-72S-37	Steel	72	7	3020	75	320.86	318.06	-	278	159	51		
80-C14M-37	14M-80S-37	Steel	80	7	3020	75	356.51	353.71	-	314	159	51		
90-C14M-37	14M-90S-37	Cast Iron	90	8	3020	75	401.07	398.27	-	360	159	51		
112-C14M-37	14M-112S-37	Cast Iron	112	8	3020	75	499.11	496.31	-	456	159	51		
140-C14M-37	14M-140S-37	Cast Iron	140	10	3525	100	623.89	621.09	-	581	206	51		
168-C14M-37	14M-168S-37	Cast Iron	168	10	3525	100	748.66	745.87	-	706	206	51		
192-C14M-37	14M-192S-37	Cast Iron	192	10	4030	115	855.61	852.82	-	812	215	51	12.5	

Please note: All dimensions subject to change. If a dimension is critical to your application please contact our Sales Department for confirmation. For special or reworked pulleys please contact our Manufacturing Department for a quotation.