



## MOTOR DATA SHEET

**MOTOR PART CODE:**

**2.221TPCB35**

**FRAME SIZE:**

**90L-2**

**50Hz**

Output (kW)	2.2
Rotation Speed (rpm)	2765
Voltage	230
Full Load Current (A)	12.39
Full Load Torque (Nm)	7.60

Factory Reference	MYT90L-2
Tst/Tn (times)	0.65
Tmax/Tn	1.8
Noise (dB)	80
Moment of inertia	0.002136093
Type of feet	Removable feet
Rotation Direction	F / R
Cooling	IC411
Standard	IEC60034
IP Rating	IP55
Allowed Radial Load (N)	642
Bearing (DE)	6205 2RZ C3

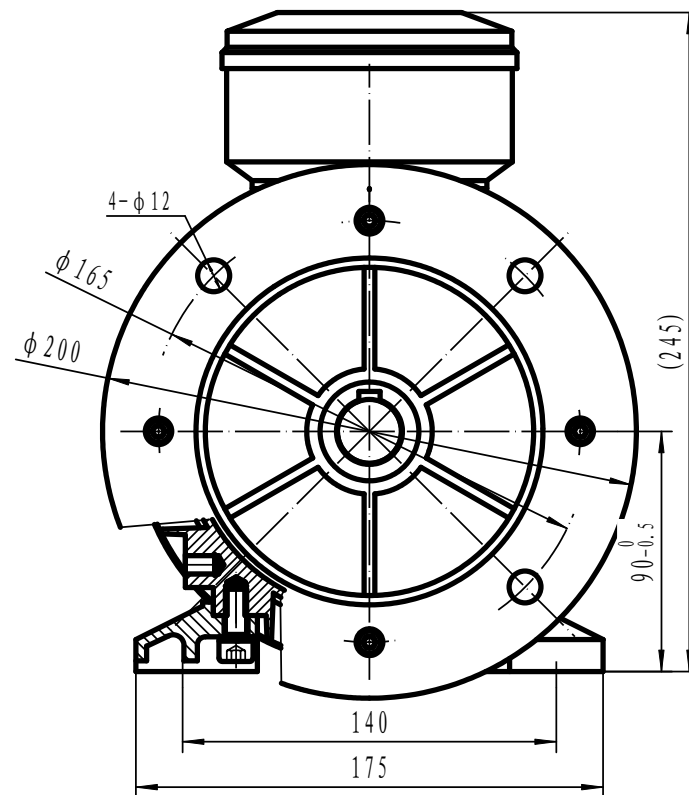
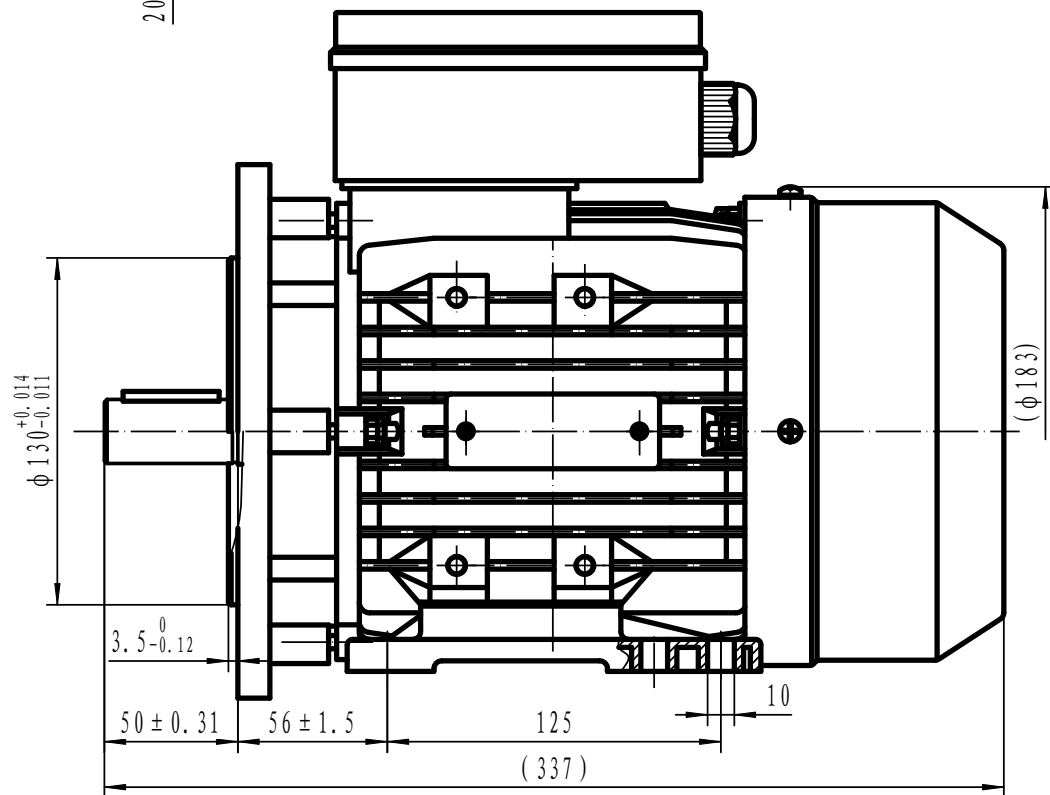
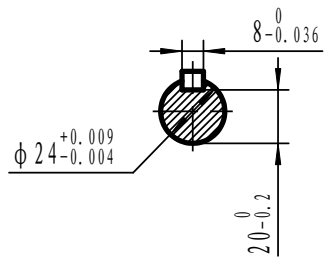
Power Factor (cos)	0.99
Tmin/Tn	0.62
Ist/In (Times)	4.2
Net Weight (Kg)	17.8
Housing material	Aluminum
Insulation Class	F
Duty Cycle	S1
Paint	RAL 7024
Ambient Temperature	-20°C to +40°
Starting Method	DOL
Allowed Axial Load (N)	495
Bearing (NDE)	6205 2RZ C3

*Motors designed and manufactured in accordance with:*

**IEC 60034**  
**IEC 60038**  
**IEC 60072**  
**2014/30/EU (EMC)**  
**2014/35/EU (LVD)**  
**2011/65/EU (RoHS 2)**

[www.tecmotors.co.uk](http://www.tecmotors.co.uk)

TEC Electric Motors Ltd. reserves the right to amend or change motor designs or data sheet information



Drawn By	Date
A442313	27/11/2017
Approved by	Date
L. Overton	27/11/2017
Issue No =	Date
TPC01/A001	27/11/2017

**TPC 90L B35**

