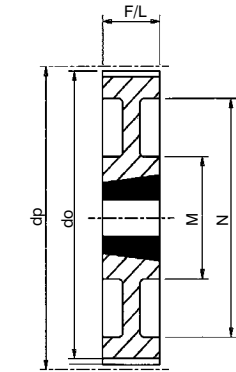


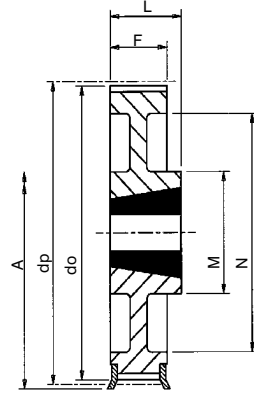
Taper Bore Pulleys for HTD Size 14M Belts

Pulley Types

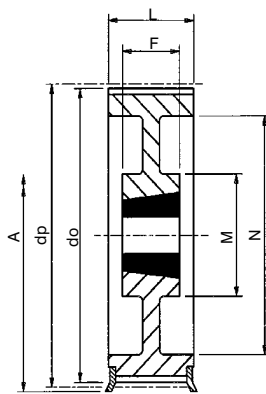
The pulley types referred to in tables are as drawings following. Suffix 'F' indicates pulley has flanges. Pulleys below dividing lines in tables are manufactured in Cast iron, and pulleys over 350mm diameter generally have lightening holes in web.



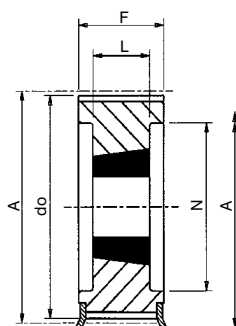
Type 10



Type 11/11F



Type 12/12F



Type 13/13F

Catalogue No.	No. Teeth Z	Pulley Type	Pitch Circle Dia. dp	Taper Bush Ref.	Max. Bore d	Outside Diameter do	Flange Diameter A	Pulley Width F	Bore Length L	Hub Diameter M	Rim Diameter N	Approx Weight kg
14mm Pitch Pulleys for 40mm Wide Belts. Ref. 14M40												
28-14M-40	28	13F	124.78	2012	50	122.1	128	54	32	-	94	2.07
30-14M-40	30	13F	133.69	2012	50	131.0	138	54	32	-	98	2.65
32-14M-40	32	13F	142.60	2012	50	139.9	154	54	32	-	108	3.40
34-14M-40	34	13F	151.52	2517	60	148.8	160	54	45	-	110	3.87
36-14M-40	36	13F	160.43	2517	60	157.7	168	54	45	-	120	4.80
38-14M-40	38	13F	169.34	2517	60	166.6	184	54	45	-	130	5.40
40-14M-40	40	13F	178.25	2517	60	175.5	188	54	45	-	138	6.00
44-14M-40	44	13F	196.08	3020	75	193.3	212	54	51	-	155	7.80
48-14M-40	48	13F	213.90	3020	75	211.1	226	54	51	-	170	9.40
56-14M-40	56	12F	249.55	3020	75	246.8	256	54	51	170	208	10.80
64-14M-40	64	12F	285.21	3020	75	282.4	296	54	51	170	240	13.40
72-14M-40	72	12	320.86	3020	75	318.1	-	54	51	170	280	15.20
80-14M-40	80	12	356.51	3020	75	353.7	-	54	51	170	315	16.00
90-14M-40	90	12	401.07	3020	75	398.3	-	54	51	170	360	17.80
112-14M-40	112	12	499.11	3020	75	496.3	-	54	51	170	457	25.60
144-14M-40	144	12	641.71	3020	75	638.9	-	54	51	170	600	32.00
168-14M-40	168	12	748.66	3020	75	745.9	-	54	51	170	706	44.00
192-14M-40	192	12	855.62	3020	75	852.8	-	54	51	170	813	49.00
14mm Pitch Pulleys for 55mm Wide Belts. Ref. 14M55												
28-14M-55	28	13F	124.78	2012	50	122.1	128	70	32	-	94	2.20
30-14M-55	30	13F	133.69	2517	60	131.0	138	70	45	-	100	2.70
32-14M-55	32	13F	142.60	2517	60	139.9	154	70	45	-	108	3.60
34-14M-55	34	13F	151.52	2517	60	148.8	160	70	45	-	110	4.55
36-14M-55	36	13F	160.43	2517	60	157.7	168	70	45	-	120	5.20
38-14M-55	38	13F	169.34	2517	60	166.6	184	70	45	-	130	6.20
40-14M-55	40	13F	178.25	2517	60	175.5	188	70	45	-	138	7.00
44-14M-55	44	13F	196.08	3020	75	193.3	212	70	51	-	155	8.60
48-14M-55	48	13F	213.90	3020	75	211.1	226	70	51	-	170	10.40
56-14M-55	56	12F	249.55	3020	75	246.8	256	70	51	170	208	12.40
64-14M-55	64	12F	285.21	3020	75	282.4	296	70	51	170	240	14.50
72-14M-55	72	12	320.86	3020	75	318.1	-	70	51	170	280	16.20
80-14M-55	80	12	356.51	3020	75	353.7	-	70	51	170	315	17.50
90-14M-55	90	12	401.07	3020	75	398.3	-	70	51	170	360	20.10
112-14M-55	112	12	499.11	3020	75	496.3	-	70	51	170	457	28.40
144-14M-55	144	12	641.71	3020	75	638.9	-	70	51	170	600	36.20
168-14M-55	168	12	748.66	3020	75	745.9	-	70	51	170	706	49.00
192-14M-55	192	12	855.62	3020	75	852.8	-	70	51	170	813	53.00
14mm Pitch Pulleys for 85mm Wide Belts. Ref. 14M85												
28-14M-85	28	13F	124.78	2517	60	122.1	128	102	45	-	98	2.70
30-14M-85	30	13F	133.69	2517	60	131.0	138	102	45	-	100	3.75
32-14M-85	32	13F	142.60	2517	60	139.9	154	102	45	-	108	4.80
34-14M-85	34	13F	151.52	2517	60	148.8	160	102	45	-	110	6.00
36-14M-85	36	13F	160.43	3020	75	157.7	168	102	51	-	120	6.33
38-14M-85	38	13F	169.34	3020	75	166.6	184	102	51	-	130	6.80
40-14M-85	40	13F	178.25	3020	75	175.5	188	102	51	-	138	8.00
44-14M-85	44	13F	196.08	3020	75	193.3	212	102	51	-	153	11.80
48-14M-85	48	13F	213.90	3020	75	211.1	226	102	51	-	170	15.10
56-14M-85	56	13F	249.55	3525	90	246.8	256	102	65	-	210	19.00
64-14M-85	64	12F	285.21	3525	90	282.4	296	102	65	190	240	23.00
72-14M-85	72	12	320.86	3525	90	318.1	-	102	65	190	280	25.00
80-14M-85	80	12	356.51	3525	90	353.7	-	102	65	190	315	26.00
90-14M-85	90	12	401.07	3525	90	398.3	-	102	65	190	360	27.80
112-14M-85	112	12	499.11	3525	90	496.3	-	102	65	190	457	36.50
144-14M-85	144	12	641.71	3525	90	638.9	-	102	65	190	600	48.00
168-14M-85	168	12	748.66	3525	90	745.9	-	102	65	190	706	60.00
192-14M-85	192	10	855.62	4040	100	852.8	-	102	102	230	813	86.00
14mm Pitch Pulleys for 115mm Wide Belts. Ref. 14M115												
28-14M-115	28	13F	124.78	2517	60	122.1	128	133	45	-	98	3.77
30-14M-115	30	13F	133.69	2517	60	131.0	138	133	45	-	100	5.00
32-14M-115	32	13F	142.60	2517	60	139.9	154	133	45	-	108	6.80
34-14M-115	34	13F	151.52	2517	60	148.8	160	133	45	-	110	8.00
36-14M-115	36	13F	160.43	3020	75	157.7	168	133	51	-	125	8.40
38-14M-115	38	13F	169.34	3020	75	166.6	184	133	51	-	130	8.70
40-14M-115	40	13F	178.25	3020	75	175.5	188	133	51	-	138	9.20
44-14M-115	44	13F	196.08	3030	75	193.3	212	133	76	-	155	14.00
48-14M-115	48	13F	213.90	3030	75	211.1	226	133	76	-	170	17.10
56-14M-115	56	13F	249.55	3535	90	246.8	256	133	89	-	208	24.80
*64-14M-115	64	12F	285.21	3535	90	282.4	296	133	89	190	240	27.00
*72-14M-115	72	12	320.86	3535	90	318.1	-	133	89	190	280	29.00
80-14M-115	80	12	356.51	3535	90	353.7	-	133	89	190	315	32.00
90-14M-115	90	12	401.07	3535	90	398.3	-	133	89	190	360	36.50
112-14M-115	112	12	499.11	3535	90	496.3	-	133	89	190	457	46.00
144-14M-115	144	12	641.71	4040	100	638.9	-	133	102	230	600	68.00
168-14M-115	168	12	748.66	4040	100	745.9	-	133	102	230	706	82.60
192-14M-115	192	12	855.62	4040	100	852.8	-	133	102	230	813	96.00

All dimensions in mm.

For 14M170 belt drives a standard range of pilot bore pulleys is available, ref page 20, alternatively taper bore sprockets can be manufactured to order, for details of recommended dimensions contact Cross & Morse Technical Department. For bore sizes of Taper Bushes refer to page 25.

* Non-stock items manufactured to customer order only.